

Florida AHCA: EDI Onboarding

August 2024

The content contained herein ("Confidential Information") are the confidential property of HHAeXchange and may not be copied or distributed outside the HHAeXchange organization without the express written consent of HHAeXchange. Distribution of this document or disclosure of any Confidential Information set forth herein to any party other than the intended recipient(s) of this presentation is expressly prohibited.





EDI Onboarding : Agenda

- Provider Landscape
- Map To EVV Mastery: EDI Onboarding
- Services in scope
- How to initiate integration
- Data Exchange Workflow
- EDI Integration Checklist
- Key Takeaways
- Next Steps
- Questions?



Provider Landscape

Attendees to today's webinar should identify as one of the following:

Existing EDI Providers:

You already have an HHAeXchange portal and are already integrating data to HHAeXchange for another linked contract in Florida.

New Agency Providers:

You do not have an HHAeXchange portal today but have completed the onboarding form and have selected to use a third party EVV system.



THE MAP TO **EVV MASTERY**

HHAeXchange is here to guide you
along your EVV Onboarding eXpedition

Provider Milestones



Provider Go Live: Oct 1, 2024

> Key Takeaways



Throughout today's training presentation, you will see this icon. It highlights important information, which we will summarize as key takeaways at the end of today's training.



Services in Scope



Program and Service Codes that require EVV



Home Health Visits (skilled nursing and home health aide services)

- T1030
- T1031
- T1021
- Modifiers (TT, TD, GY)

Private Duty Nursing (PDN)

- S9123
- S9124
- Modifiers (TT, UF, SQ)

Personal Care Services (PCS)

- S9122
- Modifiers (TT, UF, SK)



How to Initiate Integration



Get Ready for EDI Onboarding New Providers

Get Moving Mountain



Visit the [HHAeXchange Third-Party EVV Integration Knowledge Base](#)



1. Review important resources found under Documentation > EDI



2. Share Import and Export guides with your EVV vendor to determine if integration can be done ([See Appendix](#)).



3. Create ticket for EDI team to request integration.



Get Moving Mountain

How to Initiate Integration

How do I contact the EDI team to initiate EDI integration?



- Contact the HHAX Provider Integration team via the Client Support Portal: [EDI support](#)
- Provide the following information:
 - Provider legal name
 - Provider 9-digit Federal Tax ID Number



Get Moving Mountain



Get Ready for EDI Onboarding Existing Providers

No action is needed.



HHAeXchange will handle linking and integration set up of Florida AHCA contract to your portal.



Existing providers be aware of updated FL EDI Codes ([See Appendix](#)).



Data Exchange Workflow



EDI Provider

Data Exchange Workflow



Payer sends Member Demographic and Authorization data files to HHAeXchange



Contains member demographic information; creates member's record in HHAeXchange



Contains authorization data (date range, units, service code)



Response Status

- Success
- Failed

Third Party Provider / EVV Vendor



Visit Records & Caregiver Info



How to prepare for EVV integration testing




V5 Integration Process

1. Initiate a ticket with [Provider EDI Integrations](#) to begin the integration process.
 - New Vendors and providers with proprietary systems need to complete V5 format testing using the [HHAeXchange File Format Validation Portal](#).
 - If your 3rd party vendor sends us billing rates please call out that you need EDI billing rates enabled on this ticket.
2. After successful file format testing, the integration process begins.
3. The Vendor Relationship team contacts the provider within the created ticket to complete the integration process.

Data Transmission Details



Transmission Frequency and Limits

- HHAX provides transaction statuses on response log in the SFTP, once the import file is processed. If your vendor doesn't display CSV files they are available in Admin > EDI Tool.
- Imported data files will be processed every night. Once processing is complete the visits will be visible on the patient's calendar.
-  Note that caregiver profile data will be imported to HHAX via the visit import



EDI Intergration Checklist

EDI Integration Checklist (Existing Providers)



- Attend an [Informational Session Recording](#) | [Slides](#)
- Attend EDI Onboarding Webinar
- Review and share [guides](#) with your EVV vendor
- Attend Milestone 2: Payer Contract Training (Aug 28)
- Attend EDI Milestone 5: Post Integration Training (Sep 19)
- Go-Live: 10/1/2024**

EDI Integration Checklist (New Providers)



- Attend an [Informational Session Recording](#) | [Slides](#)
- Attend EDI Onboarding Webinar
- Review and share [guides](#) with your EVV vendor
- Access HHAeXchange Provider Portal (Aug 23)
- Attend training Milestone 1: Portal Access (Aug 27)
- Attend Milestone 2: Payer Contract Training (Aug 28)
- Create ticket for EDI team to request integration
- Complete Testing if required
- Integration completed by EDI Team.
 - Call out to enable EDI Billing rates on this ticket if you wish to send us billing rates and your vendor supports sending us rates via the visit import file. Please note this is optional.
- Attend EDI Milestone 5: Post Integration Training (Sep 19)
- Go-Live: 10/1/2024**



Key Takeaways

Key Takeaways



Visit the [HHAeXchange Third-Party EVV Integration Knowledge Base](#)



Contact the HHAX Provider Integration team via the Client Support Portal: [EDI support](#)



Existing Providers- no action is needed, HHAeXchange will link and complete integration the FL AHCA contract.



Caregiver information will be loaded into HHAX when the visit is transferred from the vendor system.

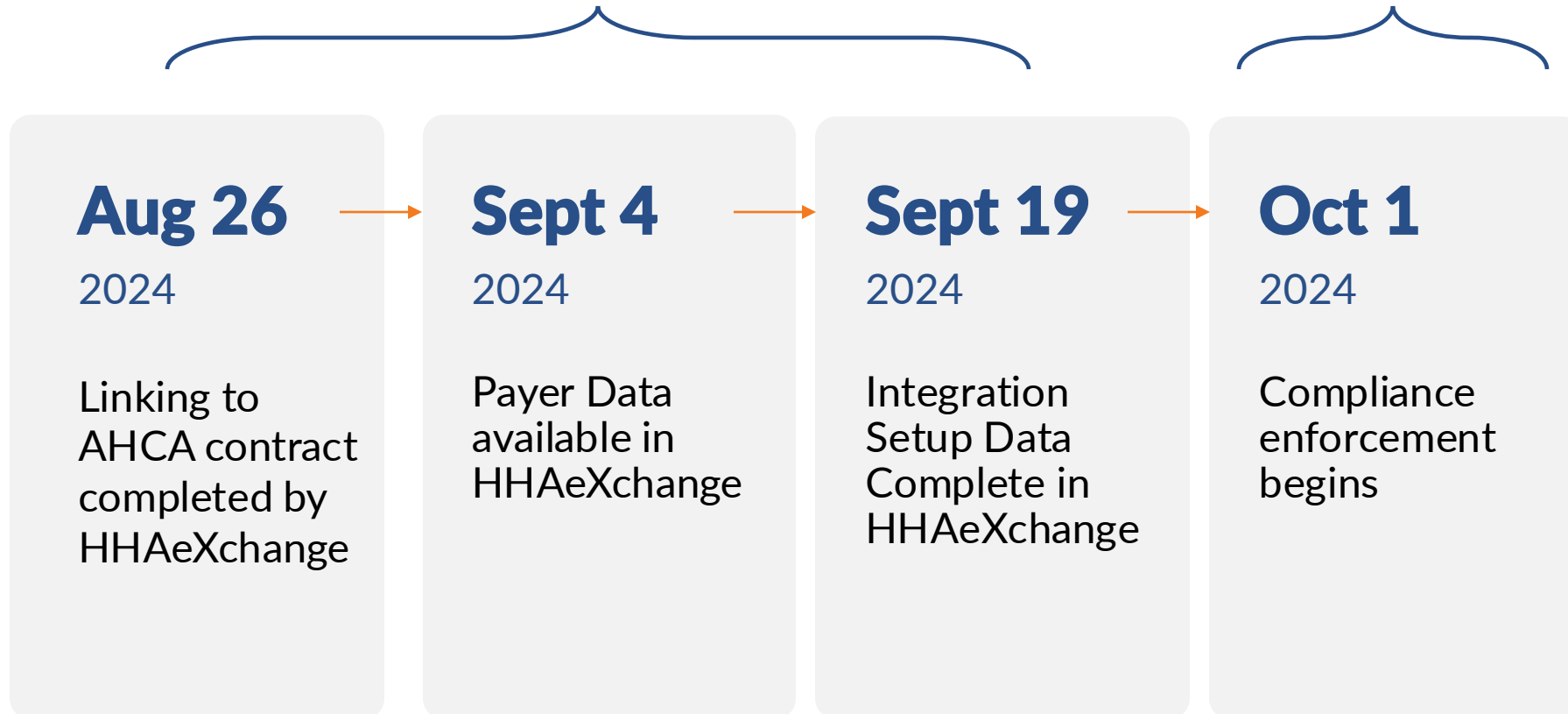


Next Steps




Behind the Scenes

Go-Live





Provider Milestones: New Providers



Provider Go Live: Oct 1, 2024



Get Moving Mountain

Milestone 1: Portal Access

Milestone 1:

- Register for Milestone 1 training.
- Learn how to Log in to your HHAeXchange Portal.
- Learn how to set up & manage HHAeXchange users.
- Attend Milestone 1 Training Webinar: Aug 27

Role: Admin, Coordinator, Biller

Get Moving Mountain

Milestone 1 Training



How Do I Register?

- Use the QR code on this slide.
- Complete the Zoom Registration Form.
- Receive an email confirmation link to join the zoom webinar.

Who Should Attend Milestone 1 Training?


- All Providers
- Agency Administration
- Coordinator

What if I'm Unable to Attend?

- You will receive a follow up email with recording and next steps.



Provider Milestones: All Providers



Provider Go Live: Oct 1, 2024



Get Moving Mountain

Milestone 2: Payer Contracts

Milestone 2:

- Register for Milestone 2 training.
- Learn how to search and update payer contracts.
- Learn how to validate office configuration.
- Attend Milestone 2 Training Webinar: Aug 28

Get Moving Mountain

Milestone 2: Payer Contracts



How Do I Register?

- Use the QR code on this slide
- Complete the Zoom Registration Form
- Receive an email confirmation link to join the zoom webinar.

Who Should Attend Milestone 2 ?

- All Providers
- Agency Administration

What if I'm Unable to Attend?

- You will receive a follow up email with recording and next steps.



Provider Resources



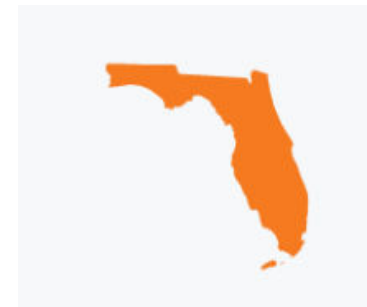
The State Info Hub will be your primary source of information throughout this implementation to stay up to date on all information and dates.



**HHAeXchange
Florida Info Hub**
[Florida Information Center |
HHAeXchange](#)



**HHAeXchange
EDI Knowledge Base**
[EDI Knowledge Base](#)



**FL Medicaid Web Portal
Website**
[Florida Medicaid Web Portal.](#)



Questions?



Florida Information
Center Page



Register for
Milestone 1



Register for
Milestone 2

Appendix



Review and share these links with your EVV Vendors!

- [Florida EDI Codes](#)
- [Homecare Provider Visit Import and Export Integration \(v5\)](#)
- [HHAeXchange File Format Validation Portal](#)
- [Homecare Common EDI Import Failures](#)

EDI Support

- [Provider EDI Integrations](#)